

**WELCOME TO OUR
Y10 GUIDANCE,
SUPPORT AND
REVISION EVENING**



REDHILL SCHOOL
COMMITMENT TO EXCELLENCE

EXCELLENCE IN EVERYTHING

RESPECT HONESTY KINDNESS

Why are we here?

This is Bob.

- His Target Grades are 6s and 7s
- His Current Grades are mainly 5s, 6s and 7s
- His Predicted Grades (at the moment) are all on target.

We have three terms: how are we going to ensure that Bob remains on target (in order to achieve his potential), but also challenge and stretch him, so that he will exceed those target grades?



This is Andrea.

- Her Target Grades are mainly 6s and 7s
- Her Current Grades are mainly 4s and 5s, but she has a 3 in English Language.
- Her Predicted Grades (at the moment) are 5s and 6s.

We have three terms: how are we going to get Andrea to meet her targets and fulfil her potential?

Focus for this session:

- Attendance
- Attitude and Engagement in their learning (AEL) – how can we support them at home?
- Practical tips for ‘setting them up for revision’
- Practical tips for revising
- Practical tips for supporting them in their revision.
- Next Steps: Careers Guidance



Top Tip No. 1: Get them to school every day, on time!

“My child’s got a 95% attendance record – that seems pretty good to me!”

Is it?

- 95% Attendance = HALF A DAY of lessons missed every two weeks
- 95% Attendance = Two weeks of lessons missed each year.

**EVERY LESSON
COUNTS!**

	Monday	Tuesday	Wednesday	Thursday	Friday	Saturday	Sunday					
9:00am - 10:00am	School					Sleep	Church					
10:00am - 11:00am											Biology	
11:00am - 12:00pm											RS	
12:00pm - 1:00pm												Homework
1:00pm - 2:00pm												
2:00pm - 3:00pm							Maths					
3:00pm - 4:00pm												
4:00pm - 5:00pm	BTC		German									
5:00pm - 6:00pm		RS	Dinner	Biology	Physics							
6:00pm - 7:00pm	Dinner	Dinner German		Dinner	Dinner	Dinner	Dinner					
7:00pm - 8:00pm	Physics	Maths	GB	English								
8:00pm - 9:00pm	Geography	English		Geography								

Dazed & Beautiful

G24		A	B	C	D	E	F	G	H
1	WEEK 1	5:00-5:45	6:00-6:45	7:00-7:30					
2	Mon	Science	Geog	Science					
3	Tue	Maths	French	Maths					
4	Wed	Science	Science	Maths					
5	Thurs	Maths	Science	French					
6	Friday	Maths	English	Science					
7		12-12:45	1:00-1:45	2:00-2:45	3:00-3:45	4:00-4:45	5:00-5:45		
8	Saturday	Geog	Maths	Science	Geog	French	Science		
9	Sunday	Science	Science	English	Geog	Maths	Maths		
10									
11									

January

MONDAY TUESDAY WEDNESDAY THURSDAY FRIDAY SATURDAY SUNDAY

BIOLOGY To-Do

- Cl 1-3 notes
- Cl 4-6 notes
- Cl 7-9 notes
- Cl 10-11 notes
- Practical notes
- Compile all notes
- Past papers

BUSINESS To-Do

- Cl 1-5 notes
- Cl 6-12 notes
- Cl 16-19 notes
- Cl 23-24 notes
- Cl 25-31 notes
- Compile all notes
- Past papers

ENGLISH To-Do

- "White Swans Sea" notes
- "Dobbin Marked" notes
- "Voice in Speech and Writing" notes
- Terminology notes
- Compile all notes
- Past papers

MATH To-Do

- Cl 1 notes
- Cl 2 notes
- Cl 3 notes
- Compile all notes
- Past papers

LANGUAGES TO LEARN in 2016

- ♥ Spanish
- ♥ Italian
- ♥ Korean

study schedule

First, use this planner to identify when you have free time to study. Next, assign different topics and your chosen study techniques to these times. Remember to take breaks!

Time	Monday	Tuesday	Wednesday	Thursday	Friday	Saturday	Sunday
5:00	English	Maths	Science	Geog	French	Science	Maths
6:00	Maths	Science	French	English	Maths	Science	Geog
7:00	DINNER	DINNER	DINNER	DINNER	DINNER	DINNER	DINNER
8:00	English	Business	Maths	Business	English	Maths	ENGL
9:00	English	Business	Maths	Business	English	Maths	ENGL
10:00	Maths	English	ENGL	ENGL	ENGL	ENGL	ENGL
11:00	ENGL + Sleep	ENGL + Sleep	ENGL + Sleep	ENGL + Sleep	ENGL + Sleep	ENGL + Sleep	ENGL + Sleep

more motivation?

Here are a few different things I like to do to motivate me. Try them for yourself and see if they work for you!

Practice some new vocabulary	Set up a study group with friends/classmates
✓ Create a new study sheet & pastpaper page each week	✓ Use the "Focus Now" or "Forest" app on your phone
✓ Listen to Spotify: "Focus" playlist	✓ Back track notes using the "Studydrive" Chrome extension
✓ Study at the library or the quiet part of the cafe	✓ Find a subject with the "Study" tag on YouTube
✓ Watch the "Studydrive" YouTube channel	✓ Study in a cafe/room - get a study if you have time
✓ Listen to the "Studydrive" podcast	✓ Reward yourself after completing a set amount of hours
✓ Write your goals down and check them off as you achieve them	✓ Try out the Pomodoro study technique (Studydrive)
✓ Put the 45 minute timer with before you study	✓ Set a reminder to do rest on paper or the "Studydrive" app

GOALS
this is your year

- ♥ Learn to cook one meal every week
- ♥ Exercise 2-3 times a week
- ♥ Take better care of skin and teeth
- ♥ Get through at least half my to-read list
- ♥ Start properly learning the languages I started
- ♥ Spend more time with friends/on hobbies
- ♥ Be less negative. Spread more positivity
- ♥ Be more reserved and calm around others
- ♥ Eat healthier (stop snacking so much)
- ♥ Manage time and money better
- ♥ Pick up coding/looking at some point
- ♥ Keep up with weekly page / Dailyvlog / 100 days of productivity
- ♥ Update studydr more weekly (photos on weekends!)
- ♥ Read and explore more outside school subjects

Recall Section: as soon as you can after the session, review the notes section and jot down key concepts and important ideas.

Notes Section: note down main ideas and concepts; try to use your own words where possible; don't write in full sentences – use key words and abbreviations.

The Summary Section: summarise your main points in this section.

Cornell Note taking method:

Cue words

Notes taken in class

Key terms

Questions

Main ideas

Summary

How do we revise?

How do we take notes?

*Ask them to consider: why am I doing what I'm doing?
What am I trying to achieve?*

CORNELL METHOD NOTETAKING

IS SO EFFECTIVE OMG WHY WEREN'T WE TAUGHT THIS IN STUDY SKILLS

by lavidapoliglota.tumblr.com

~2 inches

2. THIS IS THE RECALL COLUMN

As soon as possible after lecture, review the notes column, take main ideas, key concepts, and important facts and write them in the recall column

1. THIS IS THE NOTES COLUMN

During lectures, note main ideas and concepts. Don't mindlessly copy - rephrase what you can to retain information

Skip one line between ideas,

several between topics

Avoid writing in complete sentences, use symbols and abbreviations, e.g.:

Pelayo, a descendant of the Visigoth aristocracy, founded the Kingdom of Asturias in 718.

Pelayo (dscdt/Visigoth arist.) fd. Asturias 718

3. THIS IS THE SUMMARY SECTION

GUESS WHY IT'S CALLED THAT

Summarise main points here at the end

Info taken from

<http://www.heritagehawks.org/faculty/dbrown/HistoryClass/TheCornellMethod.htm>

HOW TO HIGHLIGHT

By Viola
@studybunbunny

- Do not use one single-coloured highlighter
- Instead, try use several different colours
- Assign each colour a specific purpose
- This creates a colour coding system.
- Therefore making your your material easier to understand and learn

good
luck
mf

EXAMPLE OF A SYSTEM

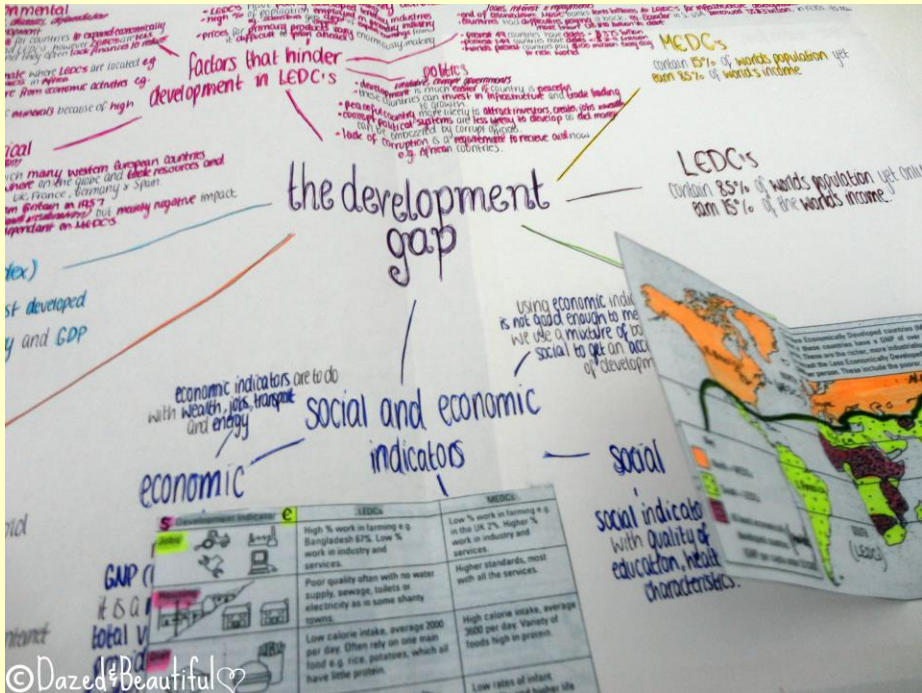
- **Pink:** titles and headlines
- **Blue:** for terminology and vocab.
- **Green:** definitions and explanations of terminology (green explains blue)
- **Orange:** Examples of the term.
- **Yellow:** Other things, misc.

Tip: Use light colours when highlighting a lot of text, like green

APPLYING IT TO A TEXT

Berries and fruit

The botanical definition of a **berry** is a **fleshy fruit** produced from a **single flower** and containing **one single ovary**. There are both **poisonous** and **eatable berries**. Some common eatable ones include **strawberries, tomatoes and peppers**.



MP3/podcasts/video

- ✓ For those who learn best by listening.
- ✓ Revision can be taken out and about.
- ✓ Podcasts are already available for some subjects.
- ✓ Audio/video recordings can be easily made on smart phones/MP3 players which can be personalised.

Learning Intentions

- To list the benefits of different revision strategies
- To evaluate how different revision techniques can help revision for different subjects



<http://www.bbc.co.uk/guides/zgc3w6f#zt22y4j>

Some Practical Techniques for Revision:

- Mind Mapping
- Using KEY words and phrases/mnemonics/acronyms – create ‘triggers’.
- Using sounds: recording your own voice; using songs and rhymes; listening to podcasts etc.
- Using space – create a guided tour around your revision space that you revise. Use posters, mindmaps and visual aids that you ‘walk through’. In the exam you then walk through this space in your head visualising what you can see.
- Cue Cards – summarise key information!
- Study groups – approach with caution – but these can be really useful if done in the right way.
- Teach someone else... if it becomes normal to say it, you are more likely to write it
- Use exam papers and mark schemes
- Work under timed conditions
- Questions and answers: get someone to ask you questions – can you answer them?
- Think like a teacher - scrutinise exam papers and know them inside out. Get them used to asking questions like: What has the exam board asked in previous exam questions regarding this topic? What else could they ask? Predict the question based on the introductory information that goes before the question.
- Collate a list of useful websites for each subject and useful video clips.
- REVIEW, RECALL and REMEMBER – it is never too early to start revising.

Ten Top Tips For Revision Success!



Be realistic

Would it be wise to be 'superman' and get our revision done in 15 minutes for it isn't going to happen. Working 24 hours a day won't help either. Make sure you plan a manageable workload and stick to it!



The early bird...

Catch the worm, or at least have a sensible revision plan. The earlier you start, the less you'll have to do in each block.



A Room of One's Own

Or corner, or desk, or sofa... Find a good place to study, whatever works for you, but that is quiet, library, your desk, or under a tree.



Mix it up a bit

There are different ways of writing like there are different ways of memorising information. Rather than just copying out, try drawing diagrams, reading aloud, talking to yourself or on the wall. Whatever helps!



Look to the past

This doesn't involve a time machine, just checking out old exam papers. It can help you plan, revise, and calm you down!



Take regular breaks!

Don't load the information overload. We're not designed to work flat-out and work for more efficiently if we take regular breaks. Try to get up and move around, have a drink if you want. Don't just close the book, make the most of that time off!



Feed & water regularly

Like a car, if you run out of petrol you're not going to get very far. A fed and hydrated revision brain is a happy efficient revision brain revving its highly-tuned engine!



Testing times

Don't just input, check what you know. You can do this with friends, family, or on your own. Testing is a great way of combining those nerves by confirming what you know, and filling in the gaps.



Early to bed

It's the night before the exam. Now you've done all that work. It's time to plan your brain a rest, so you're in the top condition for sitting that exam. Good luck!



Before you start, plan

Would it be wise to spend so long writing the really tough stuff leaving no time for the remaining 80% of our revision. Plan, stick to it and start plans!

HOW TO REVISE...



PLAN YOUR TIME

How long can you learn effectively without a break (learning chunk)?
How many subjects do you need to revise for?
What other commitments do you have which prevent you from revising?
When do you want to start?



REVISION TIMETABLE

Circle the exam dates on your planner. Allocate particular subjects/exams to each learning chunk.

Check that you have covered each exam/subject adequately, make sure that you revise in a sensible order - no point preparing for the last exam first!

Check your revision plan as you go along



GCSE POD

Revise on the go!

Introducing the GCSE pod, the website contains a range of tailor-made podcasts for GCSE students to help you in the run-up to your exams.

These resources have been made available FREE OF CHARGE to all Sandhill View School pupils.

Simply visit GCSEPOD.co.uk and register with your school email address.



REVISION CARDS

Revision cards are among the most popular revision resources. The idea is that you summarise some information on a single blank card. You can make them online at www.getrevising.co.uk.

How can they be used?

- 1) Write questions on one side and answers on the other, then test yourself or ask someone else to test you.
- 2) Write key names or terms on one side and a summary of what they mean on the other side.
- 3) Write the advantages of something on one side and the disadvantages on the other side.
- 4) Write about something in reasonable detail on one side and use the other side to summarise key points as a short list (no more than five points).



WEBSITES

www.getrevising.co.uk

This website allows you to create revision cards, wordsearches, quizzes and gives access to thousands of resources that have worked for other students. You can create and join study groups and even create revision timetables.

www.bbc.co.uk/schools/revision

The bbc provides great materials and activities for revision at all levels.

www.s-cool.co.uk

Lots of 'chunked' information for all major subjects at GCSE and A level. You can test yourself too.



MIND MAPS

Mind maps are a way of organising ideas about a topic. A mind map usually starts with a central idea with a series of branches, each relating to one section of the main idea. These lead to other branches and so it goes on. A mind map allows you to see the whole topic on one sheet of paper. Making the mind map helps you learn both the detail and the big picture of a topic.

How can they be used?

- 1) Stick them up somewhere in your house where you sit and dream, maybe your bedroom walls or ceiling.
- 2) Illustrate some of the points on your mind map with some silly pictures. They will help you remember the point.
- 3) Spend some time learning the mind map, turn the paper the other way up and see if you can remember it well enough to copy.
- 4) Use mind maps to plan essays. Put the title in the centre, then have one branch for each key point and use further branches to develop those points.



PAST PAPERS

Top tip...

Exam board websites are the places to go for information about the types of exams, specification (syllabuses), past exam papers, mark schemes and examiners reports.

Here are some:

AQA www.aqa.org.uk
Edexcel www.edexcel.com
OCR www.ocr.org.uk
Welsh Board: www.wjec.co.uk

Quick Tips for Revising:


- Make a start however much you don't want to – then the hardest bit is over with!
- Build in short breaks – create a pattern that works: 30 minutes revising = 5 minute break; 45 minutes revising = 15 minute break
- Do frequent short exercises – stretches, neck and shoulder rolls, walking around etc.
- Drink water and get fresh air. Keep the temperature cool.
- Eat 'brain food' – avoid sugar and have lots of healthy snacks around to eat little and often.
- Take a day off and do something completely different.
- Don't leave the difficult bits until the end.

- Do something relaxing between revising and bedtime.
- STOP and take a break if you start feeling frustrated, angry, overwhelmed. Make a note of the problem to take to your next lesson and move on to something else.
- Focus on what you have done, not all the things that you haven't – every little helps.
- Promise yourself little rewards after each session – a favourite TV programme, reading a magazine or going out with friends.
- At the end of each session, file away your notes and clutter so that your work-area is clear for the next session.

What else can we do?

Pastoral Support

Mrs Mather



Common Worries from Parents and Guardians!

- They are not revising enough!
- They are revising too much!
- They are always stuck in their room
- We never seem to be able to talk
- How do I stop them from being stressed?
- These exams are stressing me out -how can I help them if I am stressed as well?!?!?!?



Choose Your Attitude

- Perspective: Your child might not do it the way you would do it, or as often as you would like, but they are hopefully doing their best in the way that works for them.
- Sensitive: Be understanding when they have off days and remind them of all the good work they have done and will continue to do.
- Model Resilience – exam stress is normal!



Be There!
Show interest.
Be Practical!

Snacks!
Space!
Routines!

COMMON SIGNS OF STRESS

ANXIETY



BECOMING IRRITABLE



TENSION



DEPRESSION



SLEEPLESSNESS




LOSS OF APPETITE



ISOLATION



FATIGUE



HEADACHE



Supporting your child in setting themselves up for revision:

- ❑ Talk to your child – ask them how you can support them and what they would find useful.
- ❑ Help to make a list of what is needed – help to avoid their procrastination
- ❑ Encourage them to file hand-outs and organise books early on (perhaps each night), so that they can find what they need easily
- ❑ Find out what additional support school offers – visit the website and ask about revision/support sessions
- ❑ Support and help to guide decisions about revision aids – ask teachers/school what they would recommend.
- ❑ Help them to plan and create their revision timetable – invest time early and it will pay off in the end.



Supporting your child in doing the revision:

- ❑ Support your child by ensuring that they are sticking to their revision timetable. Give them praise when they do it and possibly negotiate a reward structure. Avoid making treats dependent on results – this could only add to feelings of failure and disappointment, if they don't do as well as expected.
- ❑ Perhaps create a 'workbox' that is filled with pens, sticky-notes, highlighters, etc., so they feel prepared.
- ❑ Negotiate the 'rules for revision' – think about access to mobile phones, TVs, games consoles etc., and decide what you both agree on. Remember music might be a helpful tool to aid revision.
- ❑ Provide healthy snacks and water for revision session.
- ❑ Be flexible – if they want to miss a session because they have a party, ask them when they will make the time up.
- ❑ Be sensitive to the pressure – be understanding when they have off days and remind them of all the good work they have done and will continue to do.
- ❑ Show an interest – talk through difficulties and be prepared to help them re-schedule or help them put things into perspective.
- ❑ Keep perspective – your child might not do it the way you would do it, or as often as you would like, but they are hopefully doing their best in the way that works for them.



Excellent Revision Websites and Guides

Teacher Recommendations:

- ❖ *English*: Blog Mr Hanson's English; Shmoop; Cliff Notes; no fear Shakespeare; Google Classroom
- ❖ *Mathematics*: www.corbettmaths.com; Sparx maths
- ❖ *Science*: Kerboodle; revision materials from department
- ❖ *MFL*: www.duolingo.com; www.atantot.com; www.languagesonline.org.uk
- ❖ *Business, ICT and iMedia*: Google Classroom has all the relevant revision websites to access
- ❖ *Humanities*: Google Classroom; revision video clips from modules that can be obtained from your teacher; revision materials from department
- ❖ *Creative Technology*: coursework is a crucial part of the GCSE, so it is imperative that pupils are making the most of their time in lessons, and where possible in after school sessions too.
- ❖ *Music*: Focus on Sound; Google Classroom: <https://redhill.musicfirst.co.uk/app/>;
<https://www.bbc.com/bitesize/subjects/zpf3cdm>;
<http://www.rhinegoldeducation.co.uk/product/wjeceduqas-gcse-music-revision-guide/>;
https://www.illuminatepublishing.com/index.php?main_page=index&cPath=28
- ❖ *Pastoral*: <https://www.goconqr.com/en/gcse/revision-tips/how-to-deal-with-exam-stress/>

Exam Specifications

These can be found on our website: *parents & students – exam info, timetables and revision sessions.*

The screenshot shows the website for Redhill School. The browser address bar displays <https://www.redhill.dudley.sch.uk/exam-timetables-and-revision-sessions>. A green banner at the top contains the text: "DON'T FORGET TO BOOK YOUR SLOT FOR YEAR 7 MEET THE TUTOR EVENING [HERE](#)".

The school's logo is on the left, featuring a crest with a shield and a cross, with the text "REDHILL SCHOOL" and "COMMITMENT TO EXCELLENCE" below it. To the right of the logo are social media icons for Twitter, Facebook, YouTube, and Instagram.

Navigation buttons include "ABOUT OUR SCHOOL" and "NEWS & EVENTS". A dropdown menu for "PARENTS & STUDENTS" is open, listing various categories. The item "EXAM INFO, TIMETABLES AND REVISION SESSIONS" is circled in red.

The main heading in the center reads "EXAM INFO, TIMETABLES AND REVISION SESSIONS". Below it, the text says "Year 11 Mock Exams: Monday 5th December - Friday 16th December 2022".

The "PARENTS & STUDENTS" dropdown menu includes the following items: ATTENDANCE, BLENDED AND ONLINE LEARNING, CAREERS INFORMATION AND POST-16, CATERING, EDU LINK ONE, EXAM INFO, TIMETABLES AND REVISION SESSIONS (circled in red), EXTENDED LEARNING, EXTRA CURRICULAR ACTIVITIES, FRIENDS OF REDHILL, GCSE LEARNING ROUTES 2022, ICT AND GOOGLE CLASSROOM SUPPORT, IN-YEAR SCHOOL PLACE, LATEST COVID GOVERNMENT GUIDANCE, LETTERS HOME, ONLINE SAFETY AND MENTAL HEALTH, PARENT PAY, and PARENTS/SEX AND RELATIONSHIPS GUIDE.

Mock Exam Timetable

Y10 Exams – April 2024

Morning – Start time 8.40am		Date	Afternoon – Start time 1.40pm	
French Reading Foundation	0.45	Monday 22nd April	Combined Science Biology Paper 1	1.00
French Listening Foundation	0.35		Biology Paper 1	1.00
French Reading Higher	1.00			
French Listening Higher	0.45			
English Language Paper 1	1.45	Tuesday 23rd April	History: Anglo-Saxon, Norman England	0.50
Geography Paper 1 (Physical)	1.30	Wednesday 24th April	Mathematics Paper 1 Non-calculator	1.00
RE: Paper 1 Religion, Peace and Conflict	1.30	Thursday 25th April	Combined Science Chemistry Paper 1	1.15
PE Paper 1 – Fitness and Body Systems	1.30		Chemistry Paper 1	1.45
Music Listening	1.30	Friday 26th April	Drama – Section A	1.00

Morning – Start time 8.40am		Date	Afternoon – Start time 1.40pm	
Spanish Reading Foundation	0.45	Monday 29th April	Physics	1.00
Spanish Listening Foundation	0.35			
Spanish Reading Higher	1.00			
Spanish Listening Higher	0.45			
Business Paper 2	1.30	Tuesday 30th April	RE: Paper 2 Religion and Ethics	1.00
			PE Paper 2 Health and Performance	1.15
Food Preparation and Nutrition	1.45	Wednesday 1st May	History – Medicine, c1250-Present	1.15
Maths Paper 2 Calculator	1.00	Thursday 2nd May	Year 11 BTEC External Exams	
MID SESSION: 11:10 Geography Paper 2 (Human)	0.30			
Design and Technology	2.00	Friday 3rd May	French Writing Foundation	1.00
			French Writing Higher	1.15
			Spanish Writing Foundation	1.00
			Spanish Writing Higher	1.15

Mathematics, Science
and English

English

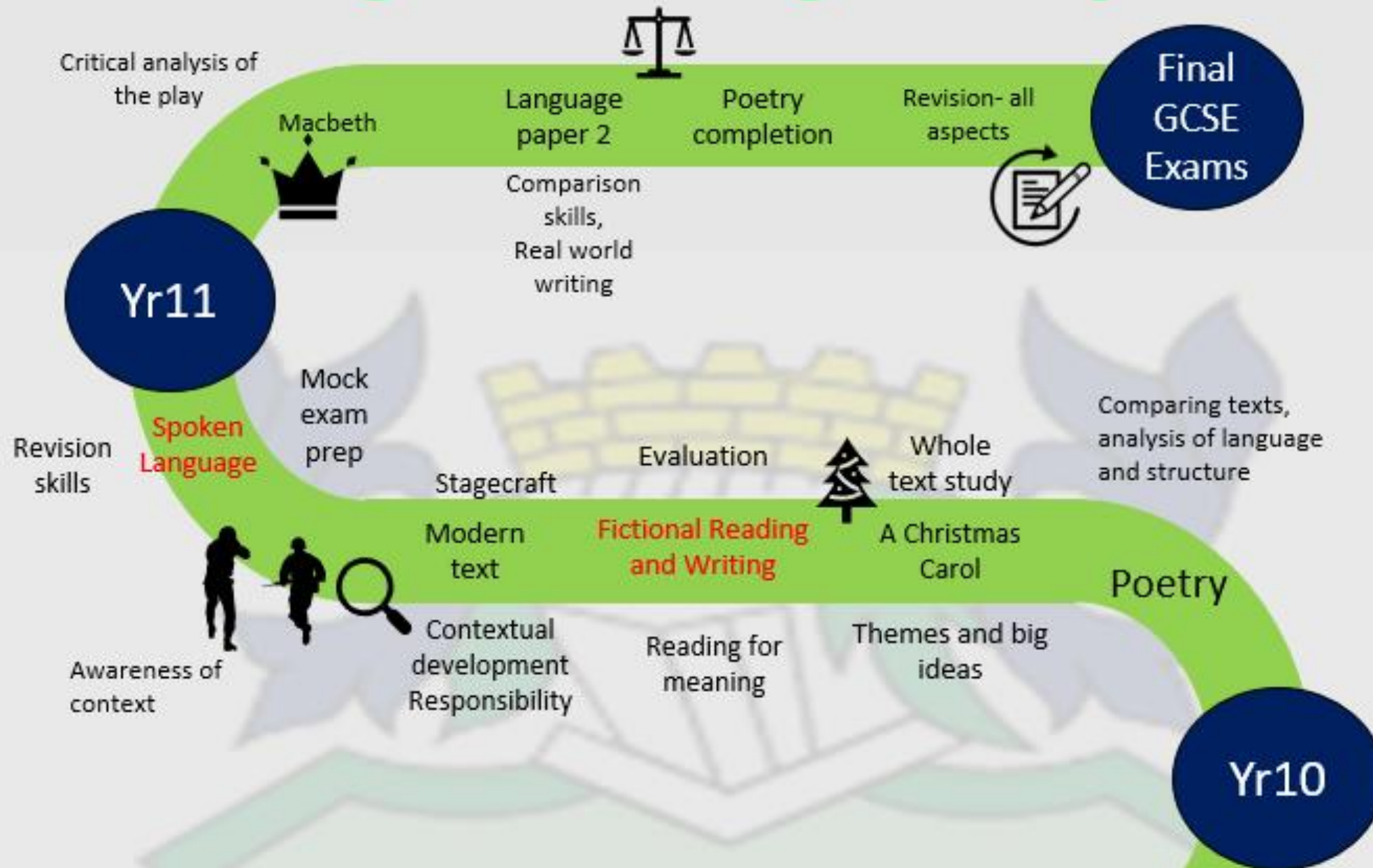
English Overview:

AQA	AQA
English Literature	English Language
Macbeth	Transactional Writing
A Christmas Carol	Creative Writing
An Inspector Calls	Fiction and Non-fiction texts
Poetry Anthology: 15 Poems	Summary skills
Unseen Poems- 2 questions	Inference and deduction skills

Year 10
Unseen and Conflict Poetry
A Christmas Carol
Language Paper 1
An Inspector Calls
Spoken Language

Year 11
Macbeth
Language Paper 2
Finish Poetry
Revision

English Learning Journey



Key Dates:

April Mocks:

- English Language Paper 1: Creative Reading and Writing

Tuesday 23rd April

June Mock:

- English Literature Paper 2: An Inspector Calls, Poetry Anthology, Unseen Poetry

Thursday 13th June



Key Information:

KS4 ENGLISH LITERATURE

What is English Literature?



English Literature will help students develop their analytical skills as they study a range of literary texts. It focuses on enriching students' engagement with stories and the world we live in.

What do we cover?

What do the exams look like?

The exam is closed-book meaning students will not have access to the text. They have a large amount of text to digest and recall, so we recommend a little and often approach to support their cognitive load.



How many exams are there?

Paper 1		Paper 2	
Shakespeare and A Christmas Carol	1 hour 45 mins	An Inspector Calls, Poetry Anthology and Unseen Poetry	2 hours 15 minutes
Exam date: 13 th May 2024		Exam date: 20 th May 2024	

How can I support my child?

Our exam board for English Literature is **AQA**.

Useful websites:

- Seneca
- Padlet
- Youtube: Search for your topic!
- Bitesize
- Quizlet
- School Website: English

Other ways to support:

- Encourage re-reading of texts
- Help memorise quotations
- Test students on chapter/scene summaries
- Ensure they're revising for half termly assessments.

Can I order revision guides?

Orders are placed annually for revision guides. We are able to get the guides at a severely discounted school price. Revision guides are not compulsory as there are so many free online resources available. If you would like to purchase them independently, the images below are the best revision guides:



KS4 ENGLISH LANGUAGE

What is English Literature?



English Language focuses on developing students' reading, writing, speaking, and listening skills. It allows students to be exposed to fiction and non-fiction texts from both the UK and the World.

What do the exams cover?

	Paper 1	Paper 2
	One Fiction Extract	Two Non-Fiction Extracts
1.	Identify four pieces of information 4 marks	Four true or false facts from an extract 4 marks
2.	Analysing language from a given moment in the extract 8 marks	Summarising and inferring two texts together 8 marks
3.	Analysing structure across the extract 8 marks	Analyse language from one of the extracts 12 marks
4.	Evaluating a statement in relation to the extract 20 marks	Comparing the two texts focusing on writers' intentions 16 marks
5.	Creative writing: Descriptive OR narrative 40 marks	Transactional writing: A letter, speech, article, essay or leaflet. 40 marks
	Exam date: 23 rd May 2024	Exam date: 6 th June 2024

How can I support my child?

Our exam board for English Language is **AQA**.

Useful websites:

- Padlet
- Youtube: Mr Bruff's Language
- Bitesize
- Quizlet
- School Website: English

Other ways to support:


- Watch/download a news app to keep up-to-date with current affairs
- Read fiction and non-fiction texts.

Can I order revision guides?

Orders are placed annually for revision guides. We are able to get the guides at a severely discounted school price. Revision guides are not compulsory as there are so many free online resources available. If you would like to purchase them independently, here are our top two recommended books:

What do the exams look like?

Across both papers students will read extracts they have not encountered before and answer corresponding questions. The skills per question remain the same annually, but the extract changes. Reading exposure is encouraged for this paper.



How can students revise?

POWER AND CONFLICT POETRY 10x10 100 QUESTIONS RECALL GRID									
What is the form of Wordsworth's 'The Prelude'?	Why does 'The Emigree' open with 'There once was a country...?'	What are the different types of tissue referenced in 'Tissue'?	What does 'a rifle numb as a smashed arm' suggest in 'Bayonet Charge'?	Why is the speaker's memory of her home country in 'The Emigree' not entirely reliable?	How are the statues legs described in 'Ozymandias'?	In 'The Emigree', what has happened to the speaker's language?	'Little boats strung out like _____.'	Which themes are explored in 'My Last Duchess'?	
Which themes are explored in Ozymandias?	What or who is the main enemy in 'Exposure'?	Who does Blake criticise in 'London' and why?	How is man's arrogance explored in 'Storm on the Island'?	How is death personified in 'The Charge of the Light Brigade'?	In 'Remains', why is 'the drink and the drugs won't flush him out' ironic?	What is the significance of 'for love of God seems dying' in 'Exposure'?	Why does the speaker describe his boat as a 'loftin pinnace'?	'Bayonet Charge' opens in medias res. What does this mean?	How is human arrogance explored in 'Tissue'?
What is the mother longing for in 'Poppies'?	How is anaphora used in 'The Charge of the Light Brigade'?	'I am _____ by an _____ of sunlight.'	'A _____ peak, _____ and _____ huge.'	How are shame and regret explored in 'Kamikaze'?	What does the term 'chartered' tell us about life in London?	'Paper that lets the _____ through.'	What are the themes Imlaz Dharker explores in 'Tissue'?	What does the Duke say he has gifted his Duchesses?	Why is 'nothing beside remains' in 'Ozymandias' ambiguous?
What has happened to the institution of marriage in 'London'?	What does the speaker in 'Remains' suffer from?	How is 'valley of Death' a biblical reference in 'The Charge of the Light Brigade'?	The Duke says he has no skill in speech. Why is this false?	'Storm on the Island' is written in blank verse. What does this mean?	'_____ tell me about _____ and all dat.'	Why does Wilfred Owen repeat 'but nothing happens' in 'Exposure'?	What happens to the speaker's arrogance in 'The Prelude' and why?	What happens to the soldier's reasons for fighting 'Bayonet Charge'?	How is the speaker of 'Checking Out Me History' conflicted?
How are war photographs disregarded by the public?	How does the Duke describe the Duchesses' heart?	What form is 'Ozymandias'?	How does the structure of 'War Photographer' mirror the 'rotated row' of the photos?	'It is a huge nothing that we fear' - What does this mean?	How is nature presented at the beginning of 'The Prelude'?	How is 'solutions slip in trays' ambiguous in 'War Photographer'?	Why is 'Poppies' written as a first-person narrative?	'Our _____ ache in the _____ ice-dust _____.'	What are the 'mind-forged manacles' the speaker hears?
How does Dharker explore the fragility of life in 'Tissue'?	Why does Armitage include grotesque, exaggerated images of violence in his poem?	What or who is Owen criticising in 'Exposure'?	What does the 'yellow hand' symbolise in 'Bayonet Charge'?	How is the Duke presented as powerful in 'My Last Duchess'?	What is power?	Why is the Duke threatened by the Duchesses' behaviour?	How does Shelley present Ozymandias' hubris?	Why does one speak to the kamikaze pilot when he returns?	What are the connotations of Armistice Sunday in 'Poppies'?
What has happened to the son at the end of 'Poppies'?	How does Owen challenge the idea of a stereotypical enemy in 'Exposure'?	Why was Blake a supporter of the French Revolution?	Where does conflict appear in 'Kamikaze'?	Why does the speaker of 'The Emigree' describe her city's streets as 'white'?	How does Shelley present Ozymandias' indifference?	'Running in a _____ heat.'	What has happened to patriotism in 'Bayonet Charge'?	Who are the important historical figures mentioned by the speaker in 'Checking Out Me History'?	Why is there a strong ABAB rhyme scheme in 'London'?
What is Shelley saying about power in 'Ozymandias'?	How is the Duchess treated as a possession by the Duke and why?	What is Armitage trying to create by making the expressions in 'Remains' colloquial?	'The flung spray... _____ like a _____ cat turned savage.'	What themes are explored in 'The Charge of the Light Brigade'?	What is conflict?	Why does Owen describe soldiers as 'ghosts' in 'Exposure'?	What are the first three words of 'Storm on the Island'?	What themes are explored in 'The Prelude'?	In 'The Emigree', why does the speaker compare her memory of her country to a 'bright, filed paperback'?
Why are the soldiers described as 'noble' in 'Tissue'?	Why are the British historical figures in 'Checking Out Me History' skipped over quickly?	What are the themes Armitage explores in 'Remains'?	'Loving out me identity' - what is the speaker of 'Checking Out Me History' doing?	What has happened to the speaker's home country in 'The Emigree'?	Why does the Duke mention the artist, Fra Pandolf, in his monologue?	What is the 'cold clockwork' Hughes mentions in 'Bayonet Charge'?	Shelley and Blake are Romantic poets. What does this mean?	Where does power appear in 'Kamikaze'?	How does Owen create a collective voice in 'Exposure'?
What does sunlight represent in 'The Emigree'?	What does Dharker say controls our lives in 'Tissue'?	What is the significance of the 'figure of eight' in 'Kamikaze'?	How is the power of language made apparent in 'Ozymandias'?	What does the kamikaze pilot have a head full of?	What is the relationship like between the mother and her son 'Poppies'?	What does light represent in 'Tissue'?	Why are the historical figures in 'Checking Out Me History' associated with light?	What are the violent verbs Heaney uses in 'Storm on the Island' to present the effects of the weather?	Why does the speaker of 'Checking Out Me History' pair British history with sunny rhymes?

- Revise and recall key quotations from across the texts: this is a closed-book exam (Literature)
- The information booklet contains:
 - Quotation recall activities
 - Practice questions

English Language: Paper 1

PAPER 1 MINI MOCK: A POLAROID OF PEGGY

Source A: The opening of a novel, 'A Polaroid of Peggy', published in 2015.

1 Peggy and I wandered back down Fifth Avenue with the rest of the crowd dribbling out of the Robert Palmer concert that had just reached its exhausted finale in Central Park. It was part of the annual Dr Pepper Central Park Music Festival and whatever Robert Palmer may have thought, I, for one, was extremely grateful for their sponsorship, because it was one of those unbearable summer nights in Manhattan – very late summer, it was already September – when the humidity is a thousand per cent and even the most refined of ladies glistens buckets. We grabbed the ice-cold cans that were being handed out as we left the arena and not just because they were free. On a night like that, an ice-cold anything is a lifeline. With my de rigueur denim jacket slung over my shoulder – don't know why I'd bought it, far too hot to wear, but once a fashionista always a fashionista, I suppose – I tossed back my head and drained the lot.

5 "You like this stuff?" asked Peggy. "Actually, I've never had it before. We don't get it in England." "We don't get it here either," said Peggy. "I mean, we do, but I don't know anyone who ever, like, gets it." "Somebody must," I said. "Yup. Somebody must. I guess somebody must."

10 "Yes, you're right. An utterly unremarkable, nothing, so-what exchange and yet, for me, intoxicating. It was the rhythm of Peggy's voice that I swooned over. The little staccato bursts, the subtlety of inflections, the bone dry delivery. It was pure essence of New York. Not the On the Waterfront, Hell's Kitchen, Hey-Youse-Gimme-A-Cawfee Noo Yawk. But something else; sharp, smart, sassy, seductive. Yes, all those clichés that, when put together, beget another whole alliterating string of them: Manhattan, Martinis, Madison Avenue. It was all there in Peggy's voice, every time she spoke.

15 So maybe you're thinking it was the idea of Peggy that I was so infatuated with. That any pretty uptown girl might have done just as well. It's a legitimate debating point, and I will admit that maybe there's the tiniest scintilla of truth that I was, indeed, in love with the idea of a girl like Peggy. After all, I was, with one or two minor caveats, in love with everything 'New York'. But inside Peggy's New York wrapper was someone who rang so many bells for me, I would have become every bit as besotted with her if she'd come from Nanking or Namia.

20 I had the not very original idea – still do – that love is a wavelength thing. It's just a question of finding someone who is on the same one as you. Nobody that I have ever met – not before nor since – received my signal and sent back hers so clearly, with so little interference, as Peggy. No moody dropout. No emotional static. It was, for those few short months, such an unburdening relief to find someone to whom I could get through and who came through to me. As I had had so little real hope of finding someone like that – never got remotely close to it before so why should I ever? – I was simply amazed. And even more amazing was Peggy's often given and never solicited – well, only very rarely solicited – assurance that the feeling was entirely mutual. There was Peggy in this relationship, there was me, and for the first, and perhaps only, time in my life, there was a real, almost tangible 'us', the sum that was greater than the parts.

25 So, given all this, how on earth had we managed to get ourselves into a situation where tonight would be our last?

30

35

38

QUESTIONS

Q1 – 4 MARKS – 5 MINUTES
Use lines 1-4.
List four things you learn about the setting.

Q2 – 8 MARKS – 10 MINUTES
Using lines 11-20. How does the writer use language to describe the narrator's view of Peggy's speech?

Q3 – 8 MARKS – 10 MINUTES
Use the whole source.
How does the writer structure the text to interest you as a reader?

Q4 – 20 MARKS – 25 MINUTES
Use lines 21-38.
A student said "The writer wants us to realise how in love the narrator is, so that it is unexpected and upsetting that the relationship does not last." To what extent do you agree?
In your response, you could:

- write your own impressions about the characters
- evaluate how the writer has created these impressions
- support your opinions with references to the text.

- Engage in world news and reading for creativity and information relevance (Language)

Top tips:

- Re-read our key texts: audio books are freely available on Youtube
- Practice. 2 hours and 15 minutes is a long time to write for!
- Use revision apps such as quizlet, Youtube, Tiktok, etc.
- Use Google classroom resources from teacher and department
- Key websites can be found in the English area of the school website.

Mathematics

Mathematics Year 10 Mock Examinations

Paper 1 – Wednesday 24th April (pm)

- Non-Calculator Paper
 - 1 hour

Paper 2 – Thursday 2nd May (am)

- Calculator Paper
 - 1 hour

- Both papers will assess topics covered in both Year 9 & Year 10

Know what will be covered..

- Below you will find topics lists for each paper at each tier
- Use these topic lists to reflect on your strengths and target areas
 - *How did you do on each topic in class?*
- *Was there an area you were getting stuck/ making mistakes with?*
 - *Is there formulae to remember?*

Year 10 Higher Paper 1 Wednesday 24th April (pm)

- Rounding & Estimation
 - Indices
 - Standard Form
 - Surds
- Changing the Subject
 - Linear Graphs
 - Real Life Graphs
- Area & Perimeter inc Compound Shapes & Circles

Year 10 Higher Paper 2 (calc)
Thursday 2nd May (am)

- Expanding & Factorising
- Forming & Solving Equations
 - Linear Sequences
 - Scatter Graphs
 - Quadratic Graphs
 - Cubic & Reciprocal Graphs
- Applying Pythagoras' Theorem
 - Right Angled Trigonometry
 - Arcs & Sectors
- Volume & Surface Area inc Prisms & Complex Shapes

Year 10 Foundation Paper 1

Wednesday 24th April (pm)

- Factors, Multiples & Primes
- Four Operations with Integers & Decimals
- Simplifying Algebraic Expressions
 - Arithmetic with Fractions
 - Solving Linear Equations
 - Angles inc Parallel Lines
 - Types of Data
 - Converting Metric Units
 - Linear Graphs
 - Transformations
 - Ratio

Year 10 Foundation Paper 2 (calc)
Thursday 2nd May (am)

- Standard Form
- Expanding & Factorising
 - Linear Sequences
 - Angles in Polygons
 - Calculating Averages
- Area & Perimeter inc Compound Shapes
 - Volume & Surface Area of Prisms
 - Real Life Graphs
 - Transformations
 - Proportion

Target the tricky!

- Although it is often easier to re-practise the topics you feel confident with, it is the areas you feel less confident with that need the most attention
- Once you have identified the areas you need to target (remember you have analysis sheets to help), you now need to consider how to boost your confidence in these skills 😊

How to fill the gaps..

- You may start by looking at your class notes but active revision is best
- Step 1 – WATCH instructional videos on Sparx Maths/ Corbett Maths to refresh the key concept and make any useful notes (formulae/methods)
- Step 2 – PRACTISE the methods shown with skill based questions (Sparx/ Corbett textbook tasks)
- Step 3 – APPLY the skills refreshed to more worded, multi step questions from Corbett Maths/ Maths Genie
- *Remember to ensure you are marking the work you are completing, using worked solutions to help with any corrections*

Revision Support

- Use analysis sheets & DIT tasks from previous assessments to try & plug any gaps
- Teaching from w/c 15th April and during the mock period will only focus on mock preparation/ revision & no new content
- Extended learning tasks will focus on retrieving topic areas which will appear on the mocks
- Chromebook lessons will be delivered to show you how to set up effective independent revision
- **It is down to you to support these in school strategies through working at home, to ensure you reach your full potential 😊**

Science



Science

Y10 Mocks-Key information

GCSE Combined Science: Trilogy

8464

Find all the information, support and resources you need to deliver our specification.

Teaching from: September 2016

Exams from: June 2018

QAN code: 601/8758/X



GCSE Chemistry

8462

Find all the information, support and resources you need to deliver our specification.

Teaching from: September 2016

Exams from: June 2018

QAN code: 601/8757/8

GCSE Biology

8461

Find all the information, support and resources you need to deliver our specification.

Teaching from: September 2016

Exams from: June 2018

QAN code: 601/8752/9

GCSE Physics

8463

Find all the information, support and resources you need to deliver our specification.

Teaching from: September 2016

Exams from: June 2018

QAN code: 601/8751/7

Exam Dates

Combined (Trilogy) Science

Exam	Date
Science Paper 1 (1 hour)	Monday 22 nd April
Science Paper 2 (1 hour)	Thursday 25 th April

Triple Science

Exam	Date
Biology	Monday 22 nd April
Chemistry	Thursday 25 th April
Physics	Monday 29 th April

Combined science (10DS1-10DS4) will be doing higher tier papers. Sets 5-7 will be doing foundation tier papers.

All Triple science students will be sitting the Higher Tier papers

What will be assessed?

Combined (Trilogy) Science

Content which will be assessed in the **mock exams**

Paper 1	Paper 2
C1-Atomic Structure (Y9) C2-Structure and Bonding (Y10) P1-Energy (Y9 + Y10) P2-Electricity (Y10) B1-Cell Biology (Y9) B2-Organisation (Except plant tissues, organs and systems) (Y9)	C5-Energy changes (Y10) C8-Chemical Analysis (Y9) P6-Waves (Y10) P5-Forces (5.1-5.3) (Y9) B6-Inheritance, Variation and Evolution (Y10) B5-Homeostasis and Response (Y9)

Specification

We follow the AQA exam board specification for Combined (Trilogy) science

<https://filestore.aqa.org.uk/resources/science/specifications/AQA-8464-SP-2016.PDF>

What will be assessed?

Triple Science

Content which will be assessed in the **mock exams**

Biology Paper	Chemistry Paper	Physics Paper
B1-Cell Biology (Y9)	C1-Atomic Structure (Y9)	P1-Energy (Y9 + Y10)
B2-Organisation (Except plant tissues, organs and systems) (Y9)	C2-Structure and Bonding (Y10)	P2-Electricity (Y10)
B3-Infection & Response (Y10)	C4-Chemical Changes (Y9)	P5-Forces (Y9)
B5-Homeostasis and Response (Y9)	C5-Energy changes (Y10)	P6- Waves (Y10)
B6-Inheritance, Variation and Evolution (Y10)	C6-Rate and extent of chemical change (Y10)	
	C8-Chemical Analysis (Y9)	

How can they prepare for the mocks?

Join the [google classroom groups](#)

Combined (Trilogy) science=[p3vy7pw](#)

Triple science=[lfm5cdf](#)

Science Google classroom

Y10 Combined Science (Trilogy Science)

Stream **Classwork** People Marks


[+ Create](#)


All topics

Paper 1-Monday 22nd April

B2-Organisation Edited 23 Feb

Except plant tissues and organs

 **B2 Know IT Revision.pptx** PowerPoint

 **B2 - Organisation Learn...** PowerPoint

[View material](#)

B1-Cell Biology Edited 23 Feb

P2-Electricity Edited 23 Feb

P1-Energy Edited 23 Feb

C2-Structure and Bonding Edited 23 Feb

How can students prepare for this?

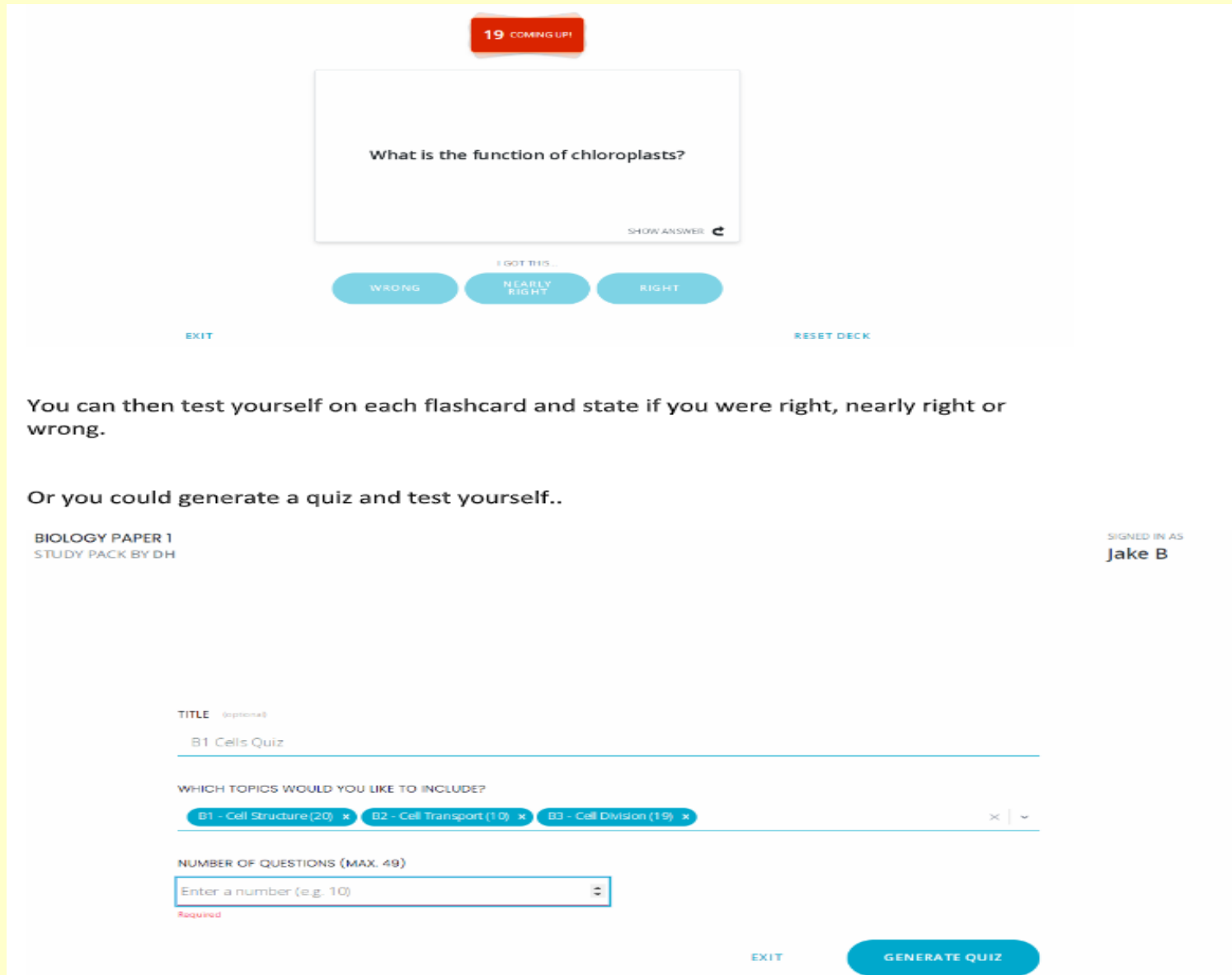
- Follow the revision timetable and complete any extended learning your science teacher sets.

Y10 COMBINED SCIENCE MOCK EXAM REVISION TIMETABLE		
WEEK COMMENCING:	CONTENT TO REVISE:	TICK WHEN DONE / QUESTIONS TO ASK:
4 th March	<input type="checkbox"/> B1 Cell Biology (Y9) <input type="checkbox"/> C1 Atomic Structure (Y9) <input type="checkbox"/> P1 Energy (Y9 + 10)	
11 th March	<input type="checkbox"/> C2 Structure & Bonding (Y10) <input type="checkbox"/> B2-Organisation (Except plant tissues, organs and systems) (Y9)	
18 th March	<input type="checkbox"/> C8-Chemical Analysis <input type="checkbox"/> P5-Forces (Y9)	
25 th March (EASTER HOLIDAYS)	<input type="checkbox"/> P2-Electricity (Y10) <input type="checkbox"/> C5-Energy Changes (Y10)	
1 st April (EASTER HOLIDAYS)	<input type="checkbox"/> B5-Homeostasis and Response (Y9) <input type="checkbox"/> B6-Inheritance, Variation and Evolution (Y10)	

Y10 MOCK EXAM REVISION TIMETABLE		
WEEK COMMENCING:	CONTENT TO REVISE:	TICK WHEN DONE / QUESTIONS TO ASK:
4 th March	<input type="checkbox"/> B1 Cell Biology (Y9) <input type="checkbox"/> C1 Atomic Structure (Y9)	
11 th March	<input type="checkbox"/> P1 Energy (Y9 + 10) <input type="checkbox"/> C2 Structure & Bonding (Y10)	
18 th March	<input type="checkbox"/> B2-Organisation (Except plant tissues, organs and systems) (Y9) <input type="checkbox"/> C5-Energy changes (Y10)	
25 th March (EASTER HOLIDAYS)	<input type="checkbox"/> B3-Infection & Response (Y10) <input type="checkbox"/> P5-Forces (Y9) <input type="checkbox"/> P2-Electricity (Y10)	
1 st April (EASTER HOLIDAYS)	<input type="checkbox"/> B5-Homeostasis and Response (Y9) <input type="checkbox"/> B6-Inheritance, Variation and Evolution (Y10) <input type="checkbox"/> C8-Chemical Analysis	

Best ways to revise in science..

- Carousel learning-Online flashcards



The image shows two screenshots of the Carousel Learning app. The top screenshot displays a flashcard with the question "What is the function of chloroplasts?". A red banner at the top indicates "19 COMING UP!". Below the question is a "SHOW ANSWER" button with a right-pointing arrow. At the bottom, there are three buttons: "WRONG", "NEARLY RIGHT", and "RIGHT". The bottom screenshot shows the quiz generation interface. It includes a header "BIOLOGY PAPER 1 STUDY PACK BY DH" and "SIGNED IN AS Jake B". The "TITLE" field contains "B1 Cells Quiz". Under "WHICH TOPICS WOULD YOU LIKE TO INCLUDE?", three topics are selected: "B1 - Cell Structure (20)", "B2 - Cell Transport (10)", and "B3 - Cell Division (19)". The "NUMBER OF QUESTIONS (MAX. 49)" field is set to "10". A "GENERATE QUIZ" button is at the bottom right.

You can then test yourself on each flashcard and state if you were right, nearly right or wrong.

Or you could generate a quiz and test yourself..

Trilogy Science Carousel Paper 2 study pack links:-

10ds1

Paper 1

<https://app.carousel-learning.com/study-pack/60b78d7b-62a7-4f7b-952a-0f7492a9c7d3>

Paper 2

<https://app.carousel-learning.com/study-pack/afa8d47d-1d1c-48a6-8470-1b6b4dc09be7>

10ds2

Paper 1

<https://app.carousel-learning.com/study-pack/36900e26-0b2f-4582-8abe-3b00aea554d1>

Paper 2

<https://app.carousel-learning.com/study-pack/de2917d5-adf8-4125-9eee-baabadd62c85>

10ds3

Paper 1


<https://app.carousel-learning.com/study-pack/73655d69-5f86-42e0-8103-194319ef042f>

Paper 2

<https://app.carousel-learning.com/study-pack/12494fc6-079f-4435-819e-759fc8bfa4dd>


Best ways to revise in science..

- Self quizzing using the learning mats (found on google classroom)



REDHILL SCHOOL
COMMITMENT TO EXCELLENCE

Y9 B2 Organisation Learning Mat



ONE: Key Vocabulary

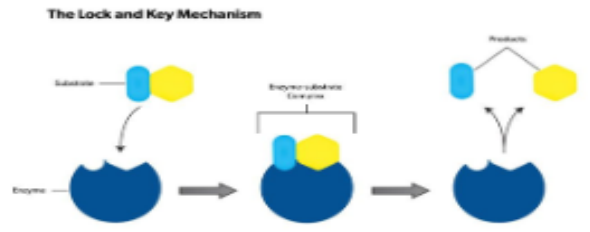
TWO: Core Questions

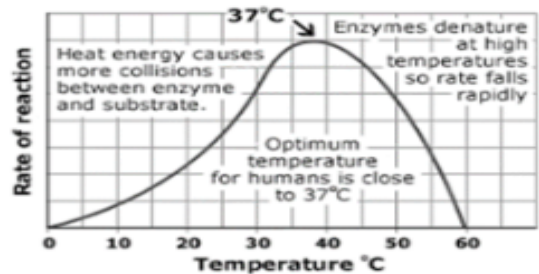
THREE: Key Diagrams

Term	Definition
Tissue	A group of specialised cells with a similar structure and function
Organ	A group of tissues working together to perform a specific function
Organ system	A group of organs working together which combine to make an organism
Enzyme	A highly specific biological catalyst made from protein
Carbohydrase	An enzyme that breaks down carbohydrates into simple sugars
Protease	An enzyme that breaks down proteins to amino acids
Lipase	An enzyme that breaks down lipids (fats) to fatty acids and glycerol
Denatured	When an enzyme changes shape due to high temperatures or a change in pH and the substrate no longer fits
Blood	A transport substance containing 4 main components - Red blood cells, white blood cells, plasma and platelets
Pacemaker	A group of cells located in the right atrium which controls natural resting heart rate
Artificial pacemaker	Electrical devices used to correct irregularities in the heart
Statins	Prescription drugs that reduce blood cholesterol levels slowing down the rate of fatty material deposit
Health	The state of physical and mental well-being
Non - communicable diseases	Diseases not caused by microbes

Question	Answer
How does an enzyme work?	The enzyme has an 'active site' which fits the shape of the substrate and then breaks it down. It is highly specific.
What are the products of digestion used for?	Build new carbohydrates, lipids and proteins. Glucose is also used in respiration
Where is bile made and stored and what does it do?	It is made in the liver and stored in the <u>gall bladder</u> . It emulsifies fats and neutralises stomach acid
What are the chemicals used for the 4 food tests and what does a positive result look like?	Protein - Biuret reagent - purple colour Starch - Iodine - blue/black colour Glucose - Benedict's solution HEAT - orange/red Lipids - ethanol - turns cloudy
What 2 organs produce all 3 digestive enzymes?	Small intestine and pancreas
What is the function of the heart?	It is an organ that pumps blood around the body in a double circulatory system. The right ventricle pumps blood to the lungs and the left ventricle pumps blood to the rest of the body.
What is meant by double circulatory system?	Blood passes through the heart twice in one complete circulation of the body.
What is the problem with coronary heart disease and how can it be resolved?	Reduction in blood flow (oxygen) to the tissues of the heart can be treated with a stent to open up the artery, a heart bypass or statins.
What are the pros and cons of the different types of valve replacements?	Biological valves are not as long lasting but they do not require anti-clotting meds. Mechanical valves last longer but you have to take the medication. Some people object to having animal tissue put into them.

The Lock and Key Mechanism

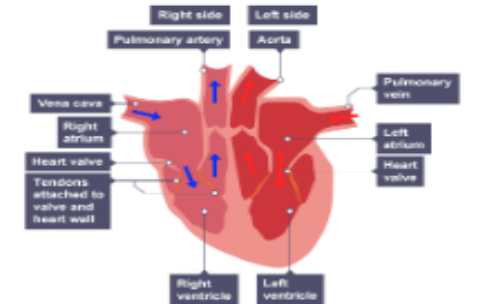





Heat energy causes more collisions between enzyme and substrate.

Enzymes denature at high temperatures so rate falls rapidly


Optimum temperature for humans is close to 37°C





IMPORTANT

Please note, while these contain a lot of important key words & questions, this is not the complete content to learn for this topic. Please also refer to exercise books/revision guides/BBC Bitesize in your revision



IMPORTANT

Best ways to revise in science..

- Seneca learning-Online quizzes

The Periodic Table

The periodic table is an ordered arrangement of all 118 known elements. The elements are arranged in order of their atomic number (number of protons). Every time you move an element to the right, the proton number increases by 1.

Groups

- Elements in the same column have the same number of electrons in their outer shell (the highest energy level).
- Columns are called groups, and the group number equals the number of electrons an atom of that element has in its outer shell.

0 / 3

Feedback?

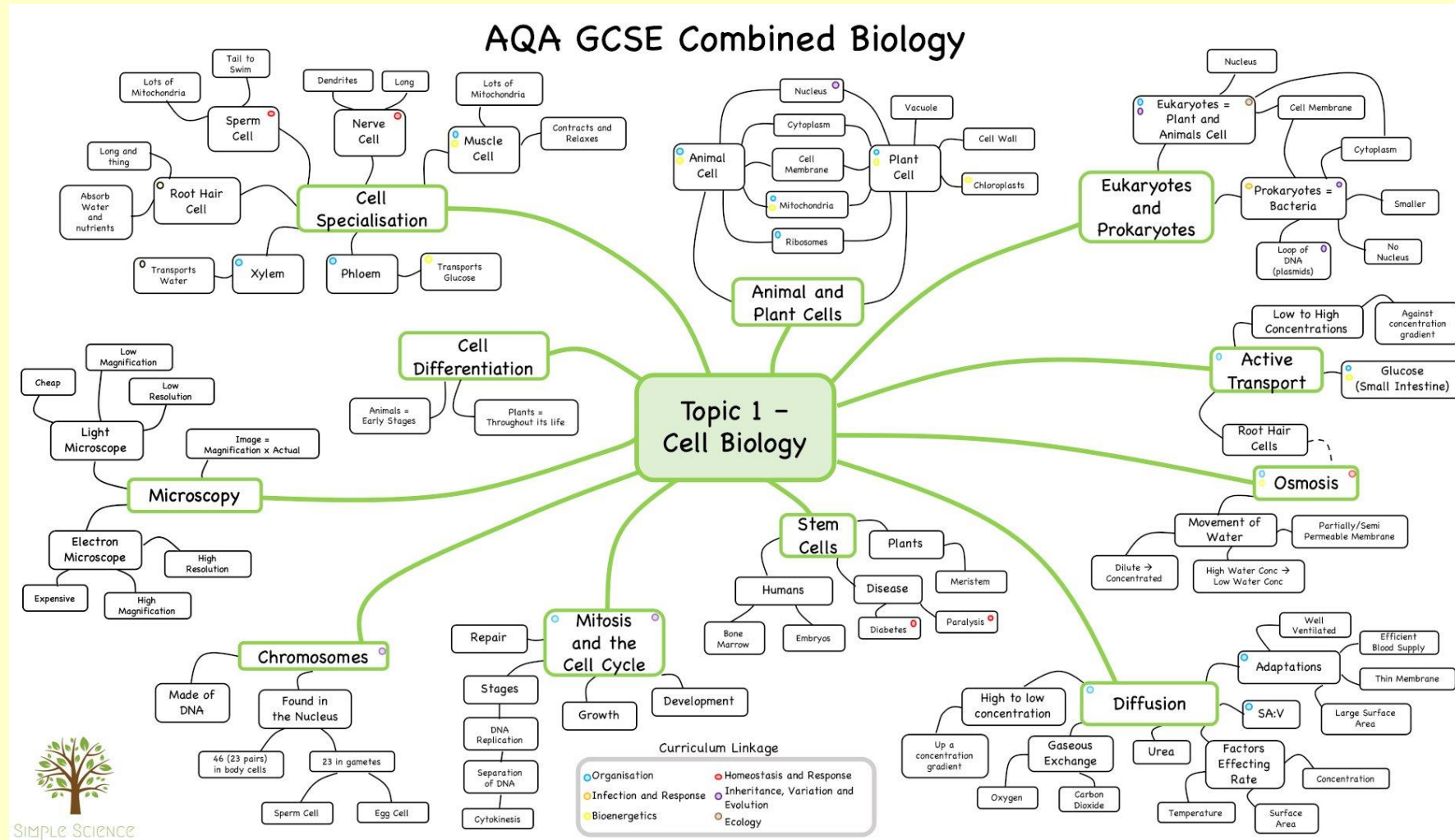
Check

Typing speed: x2.5

0 / 1

Best ways to revise in science..

- Mindmaps/Revision notes from YouTube videos (freesciencelessons) and PIXL powerpoints on google classroom.



Best ways to revise in science..

- Past paper questions-CognitoEdu

The screenshot shows the CognitoEdu website interface. At the top, there is a navigation menu with links for KS3, GCSE, A-Level, Entrance Exams, About Us, and FAQ. The main heading is "Biology Exam Qs by Topic" for "GCSE Biology - AQA Higher Triple". Below this, a sub-heading states "This page allows you to get ready for exams by practising real past exams papers." A "Contents" section lists seven topics: Topic 1 - Cell Biology, Topic 2 - Organisation, Topic 3 - Infection and Response, Topic 4 - Bioenergetics, Topic 5 - Homeostasis and Response, Topic 6 - Inheritance, Variation and Evolution, and Topic 7 - Ecology. The "Topic 1 - Cell Biology" section is expanded, showing a list of sub-topics with corresponding "Paper" and "Mark Scheme" buttons.

Contents	
Topic 1 - Cell Biology	Topic 4 - Bioenergetics
Topic 2 - Organisation	Topic 5 - Homeostasis and Response
Topic 3 - Infection and Response	Topic 6 - Inheritance, Variation and Evolution
Topic 7 - Ecology	

Topic 1 - Cell Biology	
Cell Division 1	Paper Mark Scheme
Cell Division 2	Paper Mark Scheme
Cell Division 3	Paper Mark Scheme
Cell Structure 1	Paper Mark Scheme
Cell Structure 2	Paper Mark Scheme
Cell Structure 3	Paper Mark Scheme
Transport in Cells 1	Paper Mark Scheme
Transport in Cells 2	Paper Mark Scheme



Y10 CAREERS GUIDANCE



**Wednesday 12th
June 2024**
4.00pm - 7.00pm



**Wednesday 24th
April 2024**
6.00pm - 8.00pm

CAREERS SUPPORT AT REDHILL SCHOOL



COLLEGE APPLICATIONS

COLLEGE OPEN DAYS

YEAR 11

CAREERS MARKET WORKPLACE (JULY)

WORK EXPERIENCE WEEK (MAY)

MOCK SUPPORT

CAREERS WEEK

CAREERS ADVISOR TALKS

PSHE CAREERS FOCUSSED LESSONS

ACTIVITIES HAVE BEEN DESIGNED TO ENSURE THAT EACH CHILD FEELS INFORMED AND SUPPORTED IN THEIR OPTIONS POST 16.



CAREERS SUPPORT OUTSIDE OF SCHOOL



Understand the Importance of Mock Exams:

Recognise that mock exams are a valuable opportunity to practice under exam conditions, identify strengths and weaknesses, and improve before the final GCSE exams. If applying to colleges in September, October, you will be asked for your mock grades.

Explore Interests and Skills:

Take time to reflect on subjects and activities you enjoy or excel at, as these can provide insights into potential career paths.

Find out about different courses

Research different Post 16 options, Apprenticeships, T'Levels, ALevels' Btec etc.

Stay informed about Higher Education

Research universities, colleges, and courses to understand the different pathways available after completing your GCSEs and how they relate to various career fields.

Create a basic CV

Start putting together a simple CV that includes your education, any work experience, skills, and extracurricular activities. This will be useful for work experience placements and future job applications.

Y10 Google Classroom Careers Page

Research different Post 16 options, Apprenticeships, T'Levels, ALevels' Btec etc.

Google Classroom Careers Page

This screenshot shows a Google Classroom page for 'Year 10 Careers'. The page features a green header with the text 'REDHILL CAREERS' and a 'Customise' button. Below the header, there are several announcement cards from 'Mrs Baggett' regarding new materials and assignments. On the left side, there are utility buttons for 'Meet', 'Generate link', 'Class code' (2rzfdeh), and 'Upcoming' (No work due in soon). The page also includes navigation tabs for 'Stream', 'Classwork', 'People', and 'Marks'.

This screenshot shows the 'Marks' section of a Google Classroom page. It lists several resources and assignments:

- Y10 Tutor Time Resources**: Posted 17 Dec 2023
- PSHE Resources**
- Year 10 PSHE Programme**: Posted 17 Dec 2023
- Art**
- Careers linked to Art.**: Draft
- Business Studies**
- Career - How to be successful in business**: Draft

This screenshot shows the homepage of the Connexions Dudley website. The site is for 'Connexions Dudley' and provides information, advice, and guidance for young people. Key features include:

- Contact information: Call 01384 811400, Email: Connexions@dudley.gov.uk
- Navigation: Home, About, Connexions, Your Opinion Counts, Tell us what you think
- Services: CV Writing, Tracked Services Info, Latest Opportunities
- Advice: Year 9-10, Year 10-11, Choices at 16, Choices at 18, SEND, Jobs, Parents & Carers, Tracked Services, Professionals, News, Data
- Latest from Connexions Dudley: www.connexions.gov.uk, [@cnxdudley](https://twitter.com/cnxdudley)

This screenshot shows the homepage of the National Careers Service website. The site provides careers information, advice, and guidance. Key features include:

- Navigation: Explore careers, Skills assessment, Find a course, Contact us, Action plans, Careers advice
- Message: 'You've accepted all cookies. You can change your cookie settings at any time.'
- Header: 'Welcome to the National Careers Service. We provide careers information, advice and guidance. We can help you make decisions at all stages in your career.'
- Section: 'Get personalised careers advice and information'. Includes a dropdown menu for 'Show advice for' (set to 'Changing your career') and a 'See suggestions' button.
- Footer: 'Skills assessment', 'Explore careers', and 'Find a course'.

Key Stage 4

KEY STAGE 5

18+

Redhill School

GCSEs And Others

Options
16+

King Edwards Haybridge Halesowen College Dudley College.



Options
18+

Vocational courses provide training and qualifications related to a specific job, such as being a plumber, hairdresser or a professional cook

Redhill School - Careers

WELCOME

Redhill School is a thriving and successful school where rich and exciting innovation are encouraged in equal measure.

We value each and every one of our pupils and they are at the centre of all that we do.

By recognising their unique needs and aspirations, providing opportunities and a caring environment, our pupils are able to... and achieve their best.

<https://www.redhill.dudley.sch.uk/careers-hub-home>

LABOUR MARKET INFORMATION

Why is it important?

Find out what employment is like in the local area, view the official census, as well as labour market statistics. This includes data from key datasets on population, employment, unemployment, qualifications, earnings, benefit claimants and businesses.

[Click here to see the Local Labour Market Profile for Dudley.](#)

[Click here to compare LMI for different careers.](#)

[Click here for SEND LMI Information in the Black Country](#)

Medical practitioners	Fire service officers (watch manager and barkeep)
Weekly Pay: £1,440	Weekly Pay: £760
Hourly Pay: 34h	Hourly Pay: £39,520
Workforce Change (projected): 52.8%	Workforce Change (projected): 38.3%

WELCOME TO CAREERS!

Welcome to the Careers Education, Information, Advice and Guidance (CEIAG) section of our Website. Here at Redhill we endeavour to provide our pupils with as much information and support as we can in order to give them the best opportunities to succeed in their future career. Got questions? Contact our IAG Coordinators below.

IAG Coordinators - Mr Bacciochi - JBacciochi@redhill.dudley.sch.uk & Mrs Baggot - vbaggot@redhill.dudley.sch.uk

- CAREERS HUB
- POST-16 RESOURCES
- WORK EXPERIENCE
- CAREERS ADVICE
- LABOUR MARKET INFORMATION
- PARENT AND STUDENT RESOURCES
- POLICIES
- EMPLOYER & PROVIDER INFO

WELCOME TO CAREERS!

Welcome to the Careers Education, Information, Advice and Guidance (CEIAG) section of our Website. Here at Redhill we endeavour to provide our pupils with as much information and support as we can in order to give them the best opportunities to succeed in their future career. Got questions? Contact our IAG Coordinators below.

IAG Coordinators - Mr Bacciochi - JBacciochi@redhill.dudley.sch.uk & Mrs Baggot - vbaggot@redhill.dudley.sch.uk

- PROVIDER ACCESS POLICY
- REDFHILL CAREERS PLAN
- REDFHILL CAREERS CURRICULUM
- GATSBY BENCHMARKS



CAREERS LATEST NEWS